

Thank you for purchasing this product. For optimum performance and safety, please read the instructions carefully and keep the manual for future reference.

• **IMPORTANT SAFETY INSTRUCTIONS**

- 1. Use DC 5V power supply only. Make sure the specification matched if using 3rd party DC adapters.
- 2. Put product in dry and ventilated place for normal heat dissipation.
- 3. Keep product away from strong static and magnetic environment.

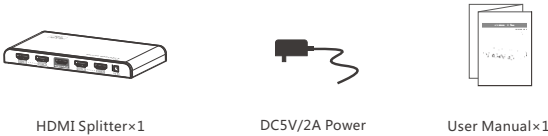
• **INTRODUCTION**

1x4 HDMI splitter distributes 1 HDMI source to 4 HDMI displays simultaneously. Apply for STB, DVD, Media Player, Laptop, D-VHS and other HD-Player devices. It's compatible with HDMI 3D and 4Kx2K.

• **FEATURES**

- 1. Distribute 1 HDMI source to 4 HDMI displays
- 2. Support ultra HD resolution 4Kx2K@60Hz
- 3. Support HDMI 3D
- 4. With EDID function
- 5. Good compatibility
- 6. Metal heat sink design
- 7. Plug and play

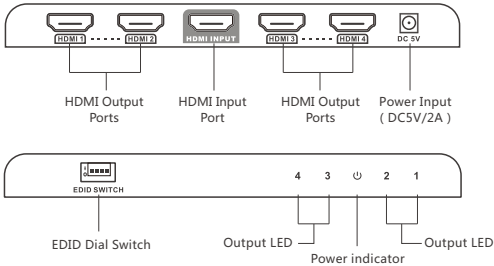
• **PACKAGE CONTENTS**



• **INSTALLATION REQUIREMENT**

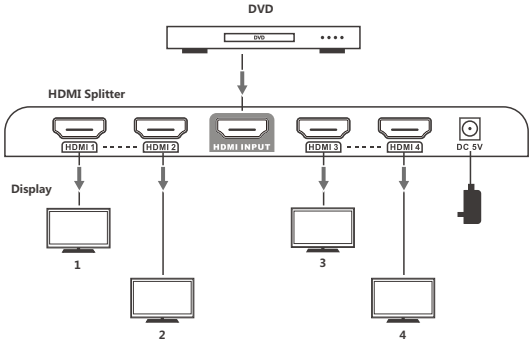
- 1. Source: HDMI video source, such as DVD, PS3, STB, PC, Etc.
- 2. Display: HDTV, projector or other display with HDMI port
- 3. Cable: High standard HDMI cable (can support 4Kx2K)

• **INTERFACE SPECIFICATION**



• **INSTALLATION**



1. **Connection**



- 1) Connect the HDMI video source output port to the splitter input port by HDMI cable
- 2) Connect the splitter output port to HDMI display by HDMI cable
- 3) Set the TV input to right HDMI channel
- 4) Power on the splitter(Power indicator will light on)

2. **Operation**

- 1) Before output HDMI signal, the splitter will read EDID information of connected TVs and send it back to HDMI source part to let it determine the output mode
- 2) Indicator led shows the working status
- 3) The splitter is build-in 16 kinds of EDID that can be selected by 4 switch codes, corresponding as following

Switch Status	 Switch up for "1"				 Switch down for "0"				EDID information
	1	2	3	4	1	2	3	4	
	0	0	0	0	0	0	0	0	
	1	0	0	0	0	0	0	0	
	0	1	0	0	0	1	0	0	
	1	1	0	0	0	1	0	0	
	0	0	1	0	0	0	1	0	
	1	0	1	0	0	0	1	0	
	0	1	1	0	0	1	1	0	
	1	1	1	0	0	1	1	0	
	0	0	0	1	0	0	0	1	EDID information
	1	0	0	1	0	0	0	1	
	0	1	0	1	0	1	0	1	
	1	1	0	1	0	1	0	1	
	0	0	1	1	0	1	1	1	
	1	0	1	1	0	1	1	1	
	0	1	1	1	0	1	1	1	
	1	1	1	1	0	1	1	1	

[NOTE]

Copy Once : Read the EDID of the first connected output only
MIX1 : Highest format of audio, and lowest format of video
MIX2 : Highest format of video
MIX3 : Lowest format of video

• **FAQ**

- Q: No image output?
- A: 1) Check the power supply of splitter, make sure the power light is on.
- 2) Check if the HDMI cables connected well.
- 3) Check and make sure the TV has been set up to the right channel.
- 4) While connect with PC or notebook via HDMI, please make sure the output mode is mirror or extend.

Q: Display is unstable, splash screen, snowflakes or audio stuck?

- A: 1) Check and make sure all connections are good and correct.
- 2) Try to directly connect HDMI source to display, if it is the same, please change the source device.
- 3) Use high-quality HDMI 2.0 cable for transmitting 4K×2K@60Hz signal.

• **SPECIFICATION**

Items	Specifications
Input ports	1 x HDMI
Output ports	4 x HDMI
Power indicator led	1 xLED
Signal indicator led	4 xLED
HDMI Version	Compatible with HDMI2.0, HDMI1.4
HDCP Version	Compatible with HDCP1.4,HDCP2.2
Transmission rate	18Gbps
Frequency Range	25MHz~594MHz

Video form	Support 12 bit full HD video, 3D video and 4K×2K@30/60Hz ultra HD video
Support audio format	Support standard audio and DSD (Direct Stream Digital) and HD(HBR) audio
HDMI Resolution	480i/480p/576i/576p/720p/1080i/1080p/ 4K×2K@24/25/30/60Hz
Working temperature	0℃ ~ 60℃
Power supply	DC5V/2A
Power consumption	<8W
Dimension	158mm(L)x80mm(W)x17mm(H)
Weight	200g
Color	Black

Disclaimer

The product name and brand name may be registered trademark of related manufacturers.TM and ® may be omitted on the user manual.

The pictures on the user manual are just for reference,and there may be some slight difference with the real products.We reserve the rights to make changes without further notice to a product or system described herein to improve reliability, function or design.

1X4 HDMI Splitter

User manual

**4K X 2K
UHD**

